

CARRIERE®
MOTIONPRO™

CARRIERE®
MOTIONPRO™
CLEAR



The New Standard in Bite Correction

Others imitated. We innovated.



Don't be fooled by the competition. *Carriere® Motion™* is backed by decades of proven predictable performance.


Invented by Dr. Luis Carrière, *Motion* has an established track record for delivering efficient bite correction. Supported by 20 years of peer-reviewed published studies and endorsed by leading orthodontic experts, *Motion* is the best solution for bite correction.

Motion Pro's improvements are the result of extensive clinical experience and continuous feedback from our customers to further enhance treatment outcomes and the user experience. Aligned with the *SAGITTAL FIRST™* philosophy, *Motion* optimizes Class II and Class III treatment and shortens treatment time by up to 7 months.*

Choose *Motion Pro* for its unmatched design and experience
the difference for yourself!




Dr. Luis Carrière
Inventor



Intuitive

Seamless design for improved handling

- Built-in **scribe line**, **flat faces**, **straight edges**, and a **recessed dimple** provide intuitive and accurate placement.
- **Anatomically shaped** molar pad and contoured canine pad ensure just the right fit.
- Side-specific design ensures an **optimal range of motion**, allowing precise placement on mesially-tipped molars.



Robust

Uncompromised strength and performance

- **56% stronger bar** to prevent flexing and delamination.**
- **2x increased bond strength** using inverse micro locks and raised contact points on anterior pad.**
- **Over 2x increased hook strength** for reliability.**

*Motion Pro only.

**Motion Pro Clear only. Compared to Motion 3D Clear Class II appliance.

***Coming soon - call for availability.

Versatile

Engineered to set a new standard in versatility

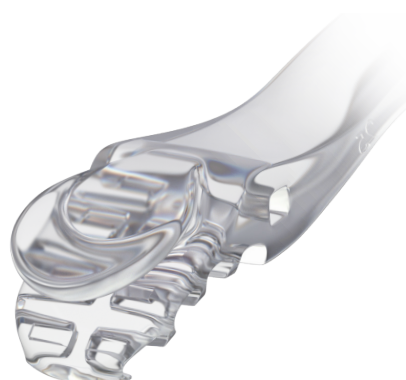
- *Motion Pro* (metal design) treats both **Class II & III** patients with one device.*
- Custom-designed **Drop-In Hook** contributes to a new level of treatment versatility.



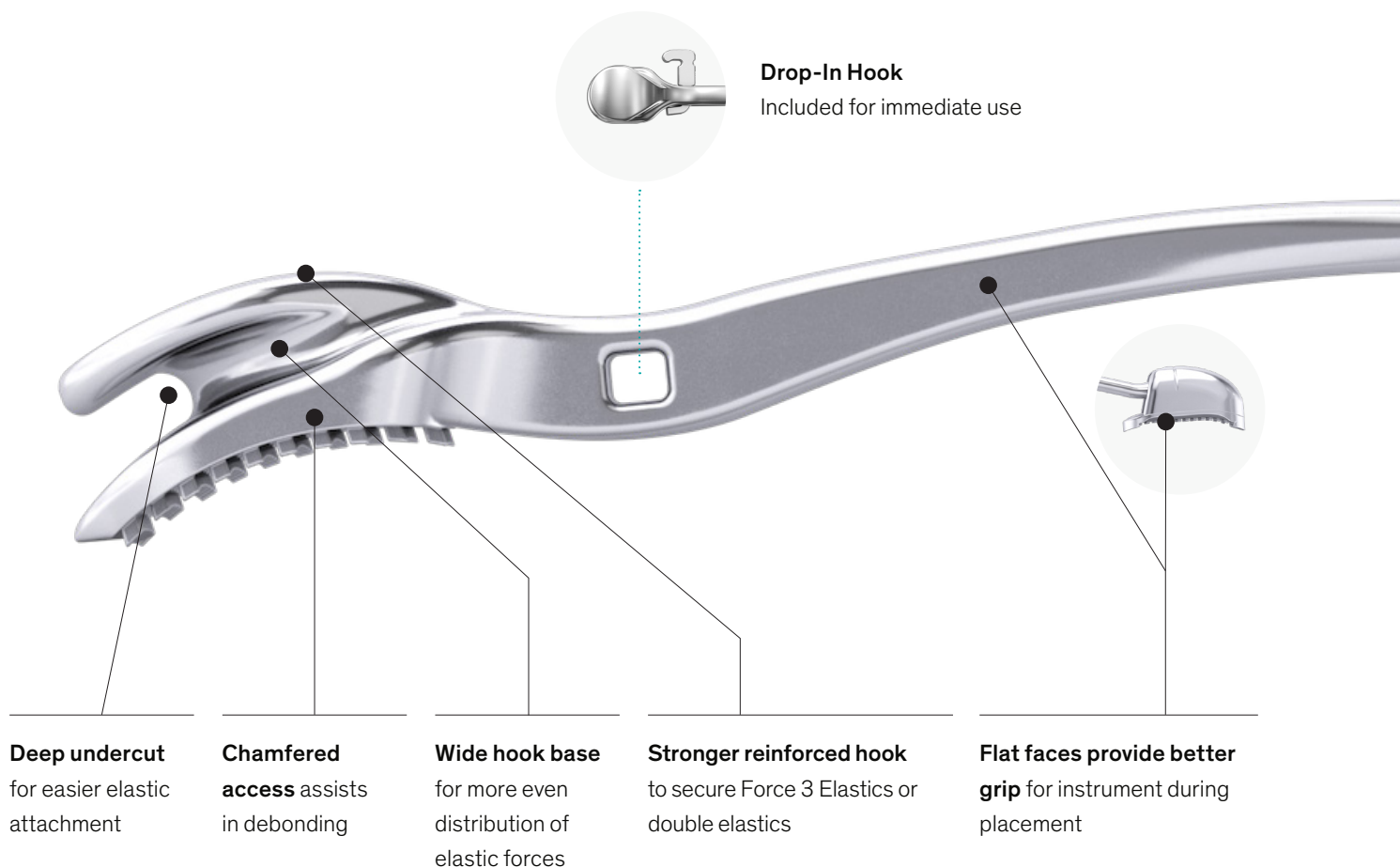
Efficient

Fast and predictable treatment

- Inspired by the human body, the **condyle shape** is designed to facilitate more natural and controlled movement.
- The **wider reinforced hook** ensures a consistent distribution of elastic forces.
- The hook's **deep undercut** simplifies elastic engagement and effectively secures the **new Force 3 Elastics**.***



New design features based on decades of clinical experience



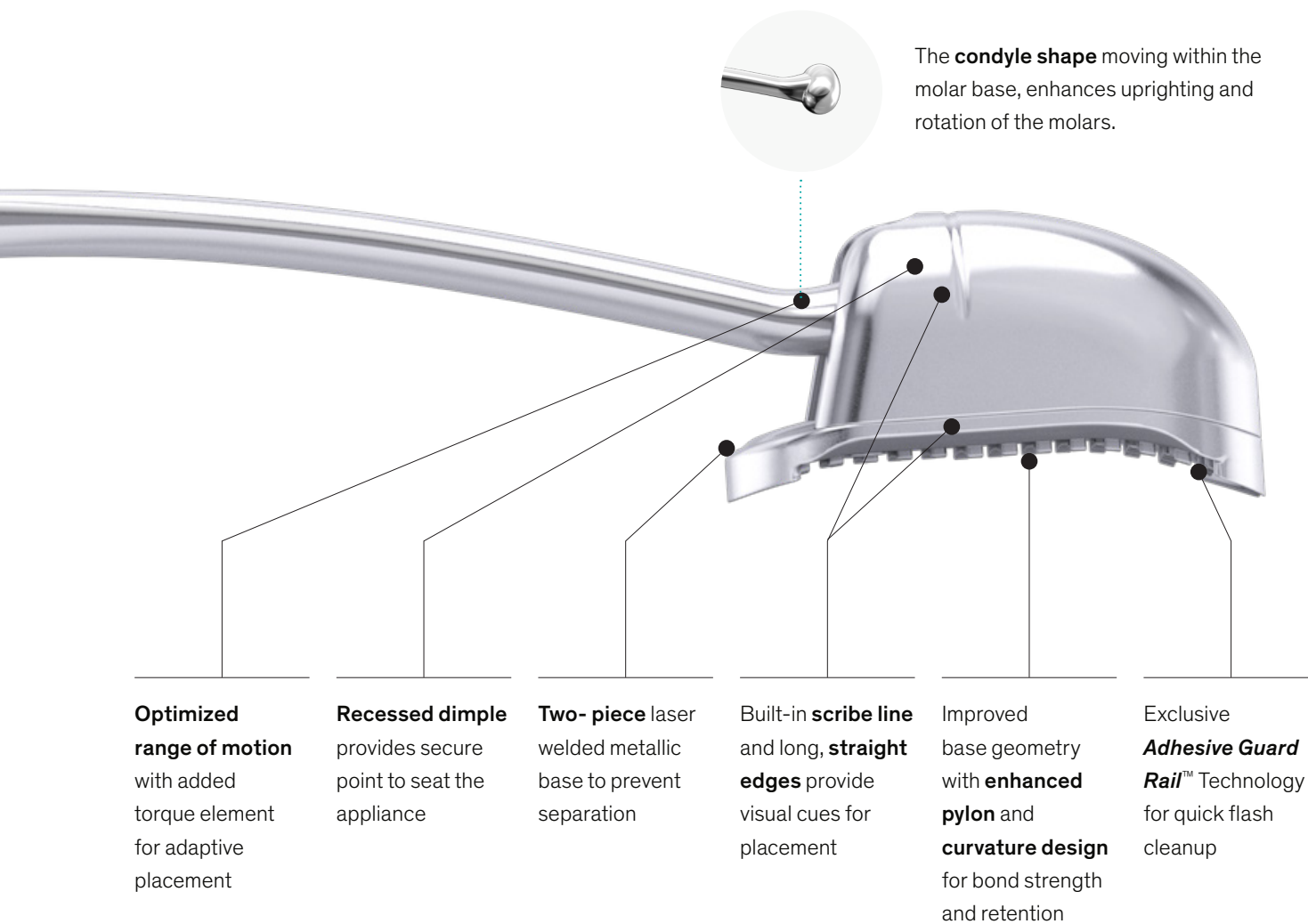
Motion Pro Clear Exclusives



- **Exceptional aesthetics** with the patient in mind.
- **2× increased bond strength** using inverse micro locks and raised contact points on anterior pad.*
- **56% stronger bar** to prevent flexing and delamination.*
- **Over 2× stronger reinforced hook** for reliability.*

*Motion Pro Clear only. Data on file. Compared to Motion 3D Clear Class II appliance.

A CLOSER LOOK


















Drop-In Hook Included



- Custom-designed for *Motion Pro* to enhance treatment versatility.
- Facilitates attachment of various orthodontic auxiliaries such as elastomeric chain, nitinol springs, ligature wire, and elastics.
- Designed with a rectangular channel to prevent Drop-In Hook from rotating.

Crucial design enhancements for treatment

<p>CARRIERE® MOTIONPRO™</p>	<p>CARRIERE® MOTION3D™</p>
<p>Treats Class II & III with <u>one</u> device (metal design only)</p>	<p>Treats Class II & III with <u>separate</u> devices</p>
<p>25% lower profile for patient comfort*</p> 	<p>Standard profile</p> 
 <p>Condyle shape is designed to facilitate more natural and controlled movement</p>	 <p>Ball and socket design</p>
 <p>Wide hook base for more even distribution of elastic forces</p>	 <p>Standard hook base</p>
 <p>Deep undercut for easier elastic attachment</p>	 <p>Standard undercut</p>
 <p>Built-in scribe line, flat faces, straight edges, and a recessed dimple ensure accurate positioning</p>	 <p>Standard design for placement</p>
 <p>Drop-In Hook included to enhance treatment versatility</p>	 <p>No drop-in hook feature</p>
 <p>Stronger reinforced hook to secure Force 3 Elastics or double elastics** Clear Exclusive: Over 2× increased hook strength***</p>	 <p>Standard hook</p>
 <p>Clear Exclusive: 2× increased bond strength using inverse micro locks and raised contact points***</p>	 <p>Standard bond strength</p>

*Compared to Motion 3D Class II appliance. Data on file.

**Force 3 Elastics coming soon - call for availability

***Compared to Motion 3D Clear Class II appliance

Importance of the Side-Specific Design

Motion Pro's side-specific design ensures the ideal range of motion and aids in optimized placement on mesially-tipped molars, **preventing over-corrections and undesired movements**.


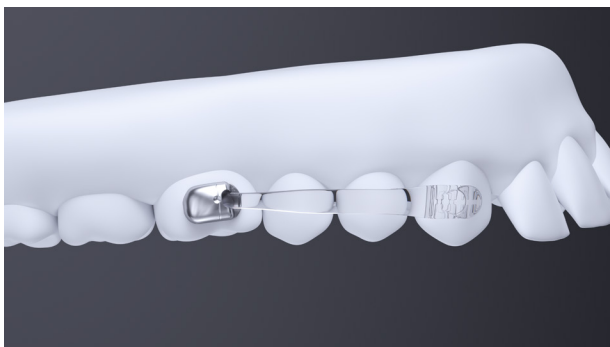
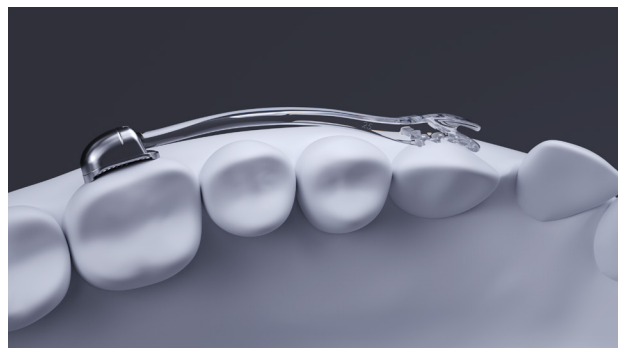
Why is Side-Specific Clinically Necessary?

Appliances addressing molar rotation alone may not fully treat the malocclusion, as tipped molars can continue to take up too much space in the arch and affect the position of the adjacent teeth.

Different ranges of motion and angulations are needed for the left and right sides.

How Motion Pro Addresses Rotation and Tipping:

- Designed to achieve both **molar rotation and uprighting**.
- Effectively assists in correcting premolar position and provides a comprehensive approach for Class II correction with the **molar uprighting needed to support long-term stability**.*
- Biomechanically engineered with precise angulation on left and right appliances, which enables easy optimal placement on mesially tipped molars and **limits adverse improper angulation effects**, such as over-correction.
- Engineered to **solve the need for comprehensive long-term stability** in the correction of Class II malocclusions.



* Data on file



Motion Pro & Pro Clear Class II Treatment

Indications for Class II

- **Class I**, Crowding
- **Class II**, Division 1
- **Class II**, Division 2
- **Class II**, Open bite
- **Class II**, Deep bite
- **Class II**, Blocked out upper canines
- **Class II**, Subdivision, left or right (unilateral)
- **Mixed Dentition** (Phase 1)

Class II Biomechanics

Before Treatment

1. Excessive overbite
2. Anterior crowding
3. Mesially rotated molars



During Treatment

Using gentle, uniform forces, *Motion Pro* achieves ideal Class I occlusion by simultaneously:



Rotating

Rotating the maxillary first molars around the palatal root



Uprighting

Uprighting the maxillary first molars

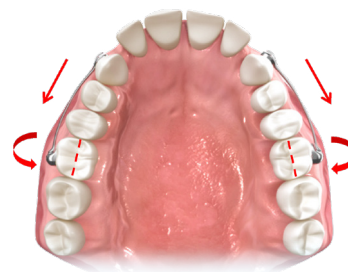


Distalizing

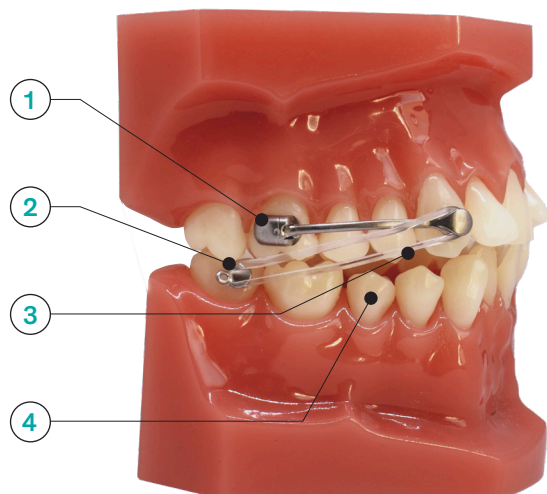
Distalizing the maxillary posterior segment – from canine or first premolar to first molar, as a unit

After Treatment

1. Space is gained to resolve crowding without extractions
2. Molars and canines in Class I relationship



Setup for Class II Treatment



Step 1

Appliance is bonded from the upper first molar to the canine or first premolar

Step 2

Bondable hook or molar tube is bonded to the lower first or second molar

Step 3

Elastics connect the appliance anterior pad to the bondable hook or molar tube

Step 4

Vacuum-formed retainer or lingual arch provides anchorage for mandibular arch



Motion Pro Class III Treatment (Metal Design Only)

Indications for Class III

- **Class I**, Crowding
- **Class III**, Deep Bite
- **Class III**, Open Bite
- **Class III**, Unilateral
- **Class III**, Cleft Palate
- **Mixed Dentition** (Phase 1)
- As an **alternative to surgery**

Class III Biomechanics

Before Treatment

1. Excessive underbite
2. Mesially-tipped molars



Case provided by Dr. Luis Carrière

During Treatment

Counterclockwise change in the occlusal plane by:



Intruding

Intruding the lower molars while extruding the canines



Distalizing

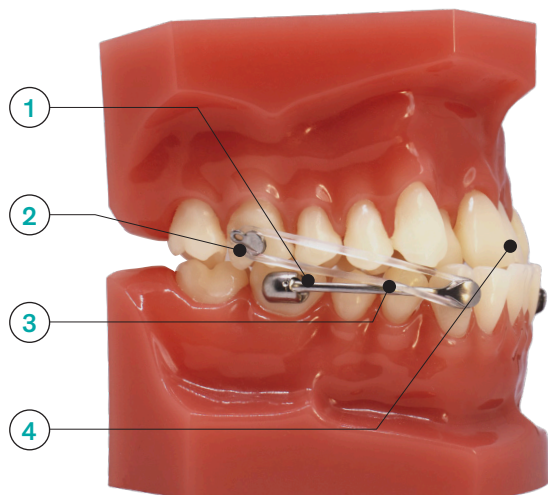
Distalizing the mandibular posterior segment, from canine to molar, as a unit

After Treatment

1. Space is gained to resolve crowding without extractions
2. Molars and canines in Class I relationship



Setup for Class III Treatment



Step 1

Appliance is bonded from the lower first molar to the canine or first premolar

Step 3

Elastics connect the appliance anterior pad to the bondable hook or molar tube

Step 2

Bondable hook or molar tube is bonded to the upper first or second molar

Step 4

Vacuum-formed retainer or brackets provide anchorage for maxillary arch



SAGITTAL FIRST: The Ultimate Success Formula

The *SAGITTAL FIRST*™ philosophy with *Motion* streamlines Class II and Class III treatment and shortens treatment time by up to 7 months.* By utilizing the *Motion Pro* bite corrector, address the AP dimension at the beginning of treatment before placing brackets or aligners.

Imagine what shorter treatment times can bring to both patients and parents, and the positive impact of efficiency and savings to you and your practice!



Benefits of Using SAGITTAL FIRST

Standardizes and Simplifies Treatment	<ul style="list-style-type: none"> ■ Utilizes same treatment protocol (<i>SAGITTAL FIRST</i> philosophy) no matter the malocclusion type ■ Simplifies treatment and planning ■ Eliminates lab time delays with direct-bond placement
Shortens Overall Treatment by up to 7 Months*	<ul style="list-style-type: none"> ■ Eliminates competing forces associated with AP correction while wearing fixed appliances ■ Fosters greater patient compliance at the start of treatment, when patient motivation is highest ■ Establishes a Class I platform in 3 to 6 months*
Increases Conversion Rates with Same-Day Starts	<ul style="list-style-type: none"> ■ Can be bonded immediately after the consultation ■ Takes under 15 minutes to place and educate the patient* ■ Minimize extractions to help build your practice
More Patient Treatment Options	<ul style="list-style-type: none"> ■ Provides simple bite correction for clear aligner treatment ■ Offers opportunity to postpone decision about whether to finish with brackets or aligners based on compliance, hygiene, and treatment progress

* Data on file

MOTION PRO ORDERING

Singles & Sets

DESCRIPTION	SIZE	COLOR CODE	UPPER LEFT	UPPER RIGHT	SET
MOTION Pro CLEAR BITE CORRECTOR	16 mm	○	425-816UL*	425-816UR*	425-816C*
	18 mm	●	425-818UL	425-818UR	425-818C
	20 mm	●	425-820UL*	425-820UR*	425-820C*
	23 mm	●	425-823UL	425-823UR	425-823C
	25 mm	●	425-825UL	425-825UR	425-825C
	27 mm	●	425-827UL	425-827UR	425-827C
	29 mm	●	425-829UL*	425-829UR*	425-829C*
	31 mm	●	425-831UL*	425-831UR*	425-831C*

CARRIERE®
MOTIONPRO™
CLEAR



DESCRIPTION	SIZE	COLOR CODE	UPPER LEFT / LOWER RIGHT	UPPER RIGHT / LOWER LEFT	SET
MOTION Pro BITE CORRECTOR	16 mm	○	425-916ULLR	425-916URLL	425-916C
	18 mm	●	425-918ULLR	425-918URLL	425-918C
	20 mm	●	425-920ULLR	425-920URLL	425-920C
	23 mm	●	425-923ULLR	425-923URLL	425-923C
	25 mm	●	425-925ULLR	425-925URLL	425-925C
	27 mm	●	425-927ULLR	425-927URLL	425-927C
	29 mm	●	425-929ULLR	425-929URLL	425-929C
	31 mm	●	425-931ULLR	425-931URLL	425-931C

CARRIERE®
MOTIONPRO™



COLOR CODE	White	Blue	Pink	Yellow	Red	Green	Purple	Gray
------------	-------	------	------	--------	-----	-------	--------	------

Motion Pro Ruler

DESCRIPTION	ITEM NO
MOTION Pro Ruler (10/pk)	425-8RULER-10



Purposeful Packaging

Each *Motion Pro* device is packaged individually for simplified inventory management.

- *Motion Pro* is oriented inside the single pack to facilitate direct access with placement instruments.
- Single packs show appliance size and left/right configuration on the outside tab for easier identification and inventory control.
- Single and set packs are simpler, smaller and more elegant, taking up less space in the office.
- Each single pack is secured with a pull-tab label.

* Coming soon - call for availability



MOTION PRO ORDERING

Order Recommendations

CARRIERE
MOTIONPRO™

CARRIERE
MOTIONPRO™
CLEAR

DESCRIPTION	SET QTY	SIZE	ITEM NO	ITEM NO
3 SETS	1	23 mm	425-923C	425-823C
	1	25 mm	425-925C	425-825C
	1	27 mm	425-927C	425-827C
6 SETS	1	16 mm	425-916C*	425-816C*
	1	18 mm	425-918C	425-818C
	1	20 mm	425-920C*	425-820C*
	1	23 mm	425-923C	425-823C
	1	25 mm	425-925C	425-825C
	1	27 mm	425-927C	425-827C
10 SETS	1	16 mm	425-916C*	425-816C*
	1	18 mm	425-918C	425-818C
	1	20 mm	425-920C*	425-820C*
	2	23 mm	425-923C	425-823C
	3	25 mm	425-925C	425-825C
	2	27 mm	425-927C	425-827C
20 SETS	2	16 mm	425-916C*	425-816C*
	3	18 mm	425-918C	425-818C
	2	20 mm	425-920C*	425-820C*
	3	23 mm	425-923C	425-823C
	6	25 mm	425-925C	425-825C
	4	27 mm	425-927C	425-827C



Instrument

DESCRIPTION	ITEM NO
<i>Motion</i> Placement Instrument	201-507

Motion Placement Instrument

Reverse action tweezer with a spring-action design to open and close around *Motion Pro* & *Motion 3D* appliances.

- Notch designed within tip to fit around appliance.
- Securely holds appliance without rotating or shifting.

Sidekick Bondable Hook

Engineered to partner seamlessly with *Motion* appliances, the *Sidekick™* Bondable Hook further simplifies the *SAGITTAL FIRST* philosophy.

- One-piece MIM manufacturing process for exceptional strength.
- Pull extraction access eyelet for versatility during orthodontic treatment.
- *Adhesive Guard Rails* for easier flash clean up.



Attachments

DESCRIPTION	ITEM NO
<i>Motion</i> Sidekick Bondable Hook (10/pk)	430-003

* Coming soon - call for availability


FORCE 1, FORCE 2, & FORCE 3 ELASTICS

All-New Force 3 Elastics

Complement the *Motion Pro* with *Force 1*, *Force 2*, and *Force 3** Elastics, which were designed specifically to work seamlessly with this appliance and provide optimum results. These elastics are available in three different force levels by stage of treatment, ensuring a smooth and timely transition to a Class I platform.

In addition to *Force 1* and *Force 2* Elastics, doctors now have an alternative to double elastics by using a single *Force 3* Elastic (¼" 11 oz latex elastics).

Force 1 & Force 2 boxes contain 50 packs of 100 orthodontic elastics.
Force 3 box contains 40 packs of 100 orthodontic elastics.



Latex Elastics

DESCRIPTION	FORCE LEVEL	BAND	ITEM NO
MOTION FORCE 1 Latex Elastics	FORCE 1 • 1/4", 6 oz.	Amber	424-9F1
MOTION FORCE 2 Latex Elastics	FORCE 2 • 3/16", 8 oz.	Amber	424-9F2
MOTION FORCE 3* Latex Elastics	FORCE 3 • 1/4", 11 oz.	Amber	424-9F3

Made with natural rubber latex



Non-Latex Elastics

DESCRIPTION	FORCE LEVEL	BAND	ITEM NO
MOTION FORCE 1 Non-Latex Elastics	FORCE 1 • 1/4", 6 oz.	Clear	424-8F1
MOTION FORCE 2 Non-Latex Elastics	FORCE 2 • 3/16", 8 oz.	Clear	424-8F2

Not made with natural rubber latex

* Coming soon - call for availability

The Ultimate Solution for Your Patients



25% Profile Reduction^{*/**}

Lower profile flat base for patient comfort



Deeper Undercut

Deeper access under hook for easier elastic attachment



Smooth Surfaces

Full face hook and smooth surfaces make it comfortable for patients to wear, not poking the lips or cheeks



Reinforced Flat Hook

Secures even the new, stronger *Carriere Force 3* Elastics or double elastics, when needed



Clear Exclusive: Stain Resistant

Resilient to stains for a flawless aesthetic



Barely Noticeable

Sleek aesthetic design makes the appliance inconspicuous. Use *Motion Pro Clear* for ultimate aesthetics



Shorten Treatment Time

Overall treatment time is reduced by standardizing treatment protocols and starting cases from a Class I platform^{**}



Same Day Starts

Takes under 15 minutes to place and can be bonded immediately after the patient consultation^{**}



No Lab Delays

Eliminates lab time delays with direct-bond placement



^{*}Compared to *Motion 3D* Class II appliance.

^{**}Data on file.

OFFICE MARKETING & PATIENT EDUCATION TOOLS

We want to help you bring more patients into your office and educate them once they are there!

Websites

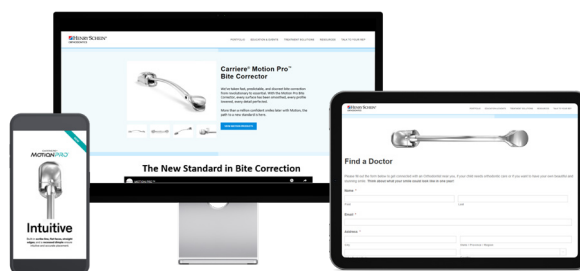
For patients: [CarriereConfidence.com](https://www.carriereconfidence.com)

With “Find a Doctor” tool: As an HSO customer, potential and interested patients can submit a request for an orthodontic professional near them.

For doctors: [Marketing Toolkit](#)

With “Marketing Toolkit”: Utilize existing logos, product images, videos, model shots, and content for your website, social media, advertising, and more!

1. Visit [HenryScheinOrtho.com/Marketing-Toolkit-Request](https://www.henryscheinortho.com/marketing-toolkit-request)
2. Complete the form and gain access within 2 business days.



Patient Brochures

DESCRIPTION	ITEM NO
<i>Carriere Motion Pro</i> Patient Brochure (15/pk)	999-357
<i>Carriere Motion Pro Clear</i> Patient Brochure (15/pk)	999-519
<i>Motion Elastic Protocol</i> for Patient Tear Pad (50/pk)	999-518

Typodonts & Models

DESCRIPTION	ITEM NO
MOTION Pro Class II Typodont	631-MPRO-C2
MOTION Pro Class III Typodont	631-MPRO-C3
MOTION Pro Combo (Metal & Clear) Class II Typodont	631-MPROCM-C2
MOTION Pro Clear Class II Typodont	631-MPROC-C2
MOTION Pro 5X Model	631-425X
MOTION Pro Clear 5X Model	631-425CX






FIND YOUR PERFECT ORTHODONTIC SOLUTION

Henry Schein® Orthodontics™ aims to deliver next generation orthodontic solutions and new treatment concepts to help you provide exceptional clinical outcomes, and to ensure that you, as an orthodontist, truly love what you do.



Exceed Your Expectations

Delivering new ideas and treatment concepts to help you provide exceptional clinical outcomes.



Beyond the Basics

We go beyond supplier-client relationship to cultivate partnerships with our customers to deliver positive patient outcomes.



State of the Art

Orthodontic products and solutions enable our customers to offer exceptional patient care.



World-Class Products

Products you have come to trust. We create partnerships with you that go beyond the supplier-client relationship.



For more information on our products and educational offerings, please contact us:
HenryScheinOrtho.com

Customer Service: **888.851.0533**
In the U.S.: **800.547.2000**
Outside the U.S.: **+(1) 760.448.8600**
Canada: **CERUM 800.661.9567**

To email an order: USASales@HenryScheinOrtho.com
To email an order from outside the U.S.: HSOIntOrders@HenrySchein.com
Ortho Organizers, Inc. 1822 Aston Ave. Carlsbad, CA 92008-7306 USA
© 2024 Ortho Organizers, Inc. All rights reserved. Patent Pending. 999-356 Rev B 05/24

